



SACRAMENTO WATER RECYCLING COALITION

May 4, 2011

SRCSD 10060 Goethe Rd
9-11 am

Purpose

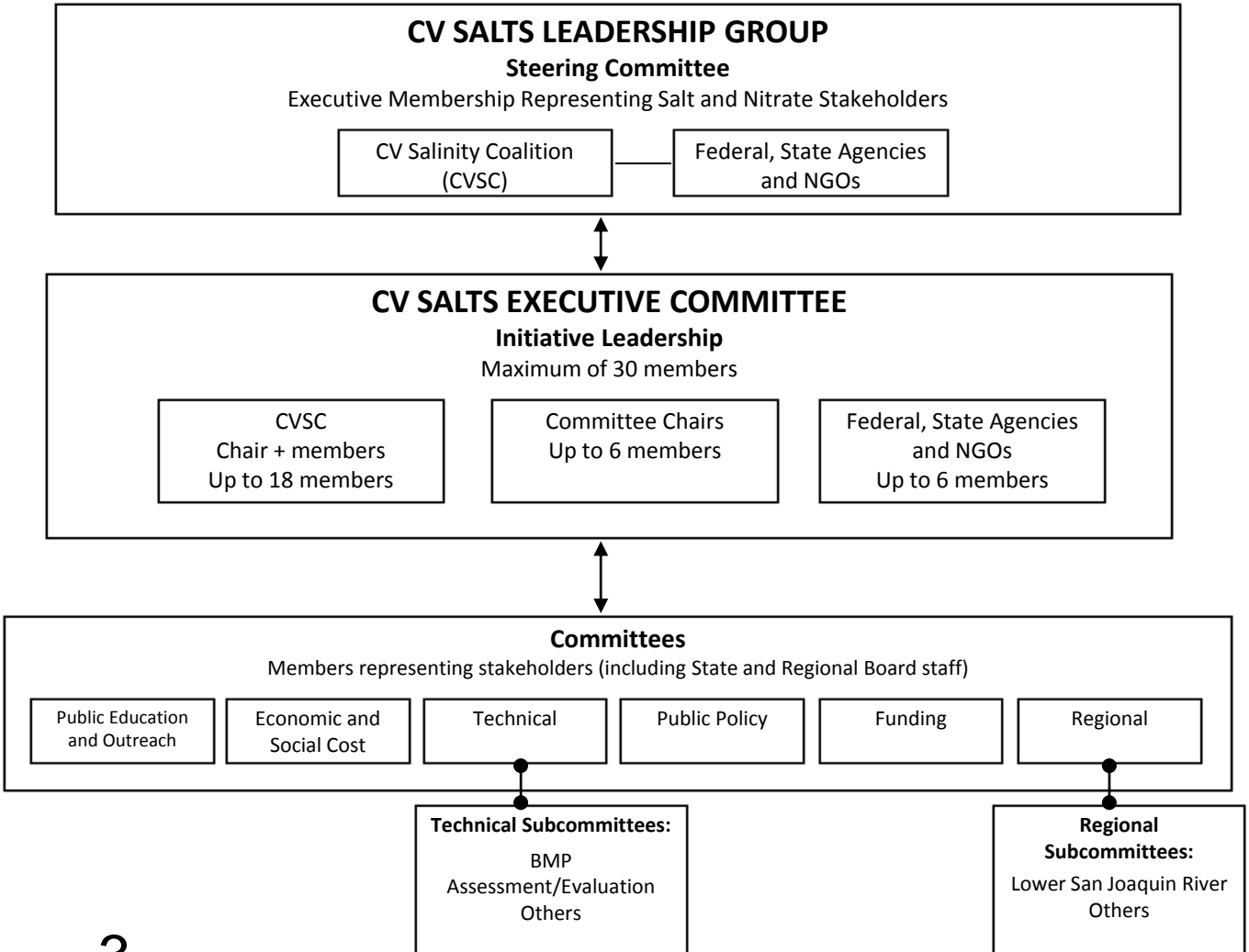
Slide 2


💧 **High level overview of the program**

💧 **Review:**

- **Structure**
- **Accomplishments**
- **Approach**
- **Funding plan**

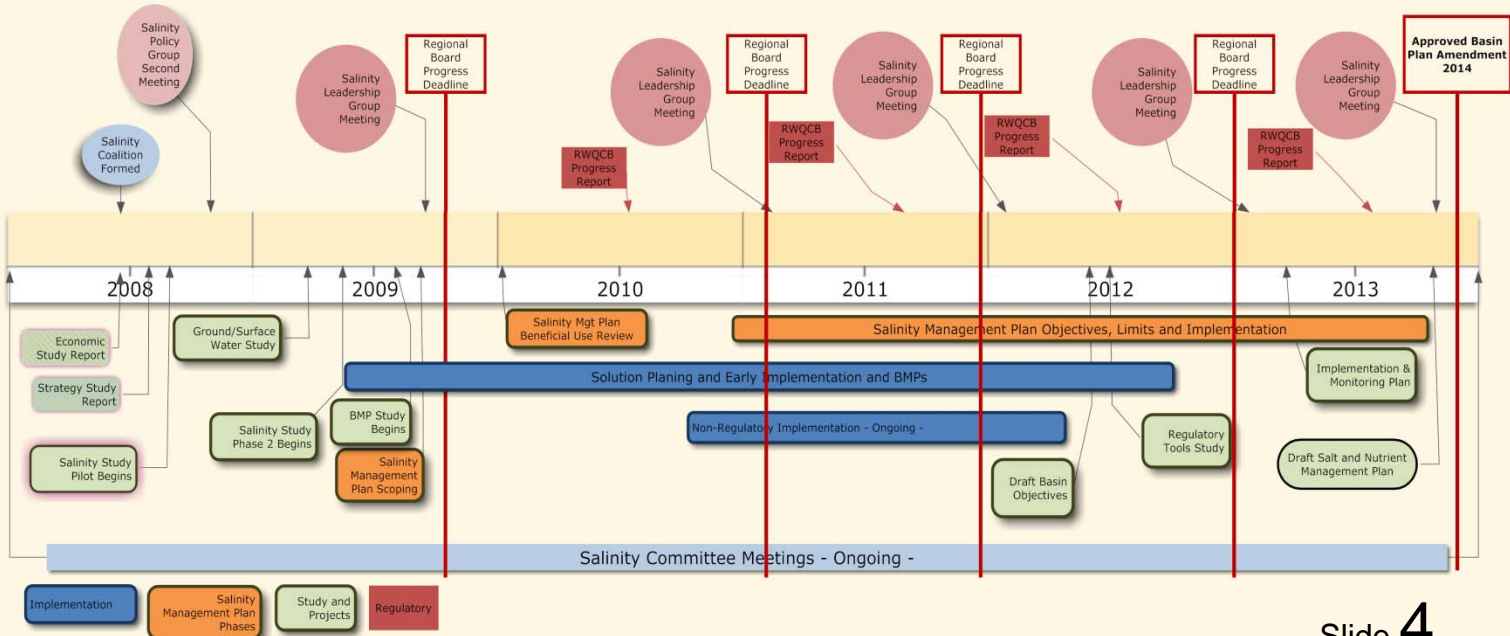






CV-SALTS Initiative
Salt Management Plan Development
through Collaborative Stakeholder Process to Basin Plan Amendments

Public Education and Stakeholder Outreach - Ongoing -



Advances and Progress

Slide 5

- 💧 Maintained critical elements
 - Increasing stakeholder membership
 - Completed Phase I BUOS
 - Framework Salt Source Studies
 - Screening Tool for Salt/Nitrate Reduction Management Practices
 - Initiated LSJR Committee



Advances and Progress

Slide 6

Re-evaluation

- Critical issues
- Prioritizing activities based on available resources
- Crafting a policy and framework for CV-SALTS umbrella



2011 Milestones

Slide 7

Management and facilitation team in place

- Complete framework for salt/nitrate source studies
- Complete screening tool for effective management practices
- Technical Management Team in place
- Updated strategy
- Updated work plan
- Work plan task contracts awarded or pending
- Semi-annual progress reports





Slide 8

Executive Committee

- ◆ Status and Accomplishments
- ◆ Areas of Emphasis
- ◆ Discussion

Executive Committee

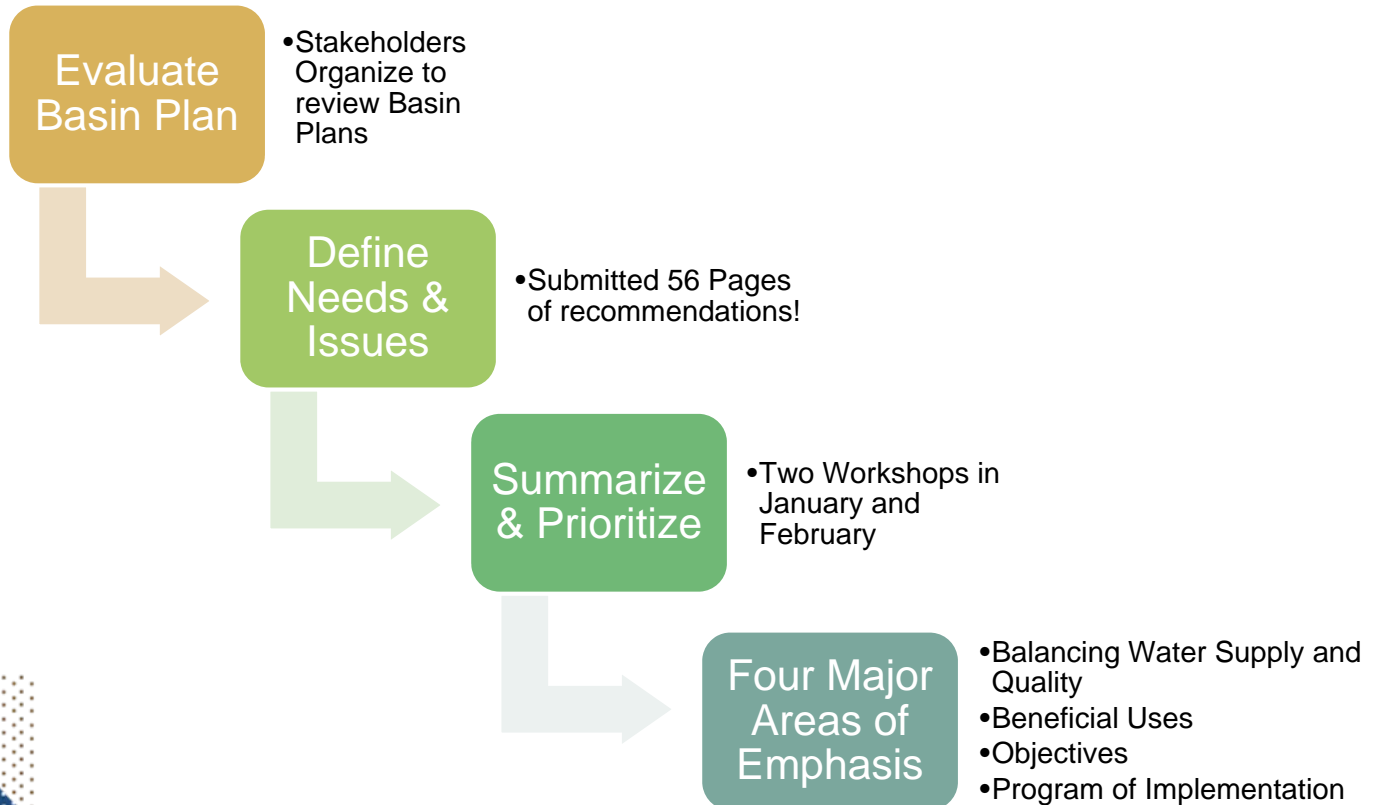
Slide 9

- ◆ Full Membership in Executive Committee
- ◆ Completed Governance clarity, Standing Rules
- ◆ Oversight of other committees
- ◆ Mid-Course review and assessment



Executive Committee Accomplishments

Slide 10



Areas of Emphasis for Basin Planning

Slide 11

💧 **Balancing water supply and quality**


- 💧 This area emphasizes the need to consider salinity under a variety of hydrologic conditions, including drought, and the interrelations between water supply/volume, concentrations of salts, and the protection of beneficial uses and determine what is needed to support a “maximum benefit” case if lowering high quality water will occur under the Anti-degradation Policy.



Areas of Emphasis for Basin Planning

Slide 12

Beneficial Use


-  This area is focused on developing and improving the definitions and characterization of Beneficial Uses and identifying the science needed to refine or de-designate existing designations in surface and groundwater.



Areas of Emphasis for Basin Planning

Slide 13

Water Quality Objectives






-  This area is closely linked to the Beneficial Use area and includes setting objectives, while accounting for background, averaging periods, and better defining the objectives measurement and monitoring. Additionally, this area includes improving guidelines for interpretation and implementation of objectives (including narrative objectives).



Areas of Emphasis for Basin Planning

Slide 14

Program for Implementation

-  Largest number of issues
-  Broader than changes to the Basin Plans
-  Variances, Offsets, Time or Compliance Schedules, Credits, Adaptive Management, Mixing Zones
-  Regulatory and non-regulatory salt management strategies
-  Long term sustainable salt and nitrate balance or management programs



Priorities to Work Plan

Slide 15

- Program will address policy and scientific data based on these areas
- Further develop the work plan and technical work needed
- Program for integrating work



Timeline Context

Issue Area	Recycled Water Policy		CAA Funding		
	Milestones	Suggested Schedule	Purpose	Amount	End Date
Policy and Issues	ID/Prioritize Basins	7/10	Beneficial Uses/Objectives Study	\$1.2-mil	1/31/14
Technical data	Compile data	6/12	Collaborative Surface and GW data collection and analysis	\$2.0-mil	6/1/14
	ID salt sources	6/12			
	Add data	6/12			
All	Draft Plan	12/13	Implementation Planning and Analysis	\$1.8-mil	6/1/14
Required	CEQA	12/13			
	Anti-Deg	12/13			
All	Final Plan	5/14			



Slide **17**

Finance

- 💧 Funding need and status
- 💧 Plan for Funding
- 💧 Discussion

Financial Impacts of Salt & Nitrate

Slide 18

- 💧 Central Valley pays for Salt
 - \$544 million per year
 - Impacts to the local economies
- 💧 California pays for Salt
 - If not for CV-SALTS UC Davis estimates
 - \$1.5B in annual impacts statewide
 - Loss of agricultural production
 - Loss of tax revenue and increased unemployment



Current and Future Funding

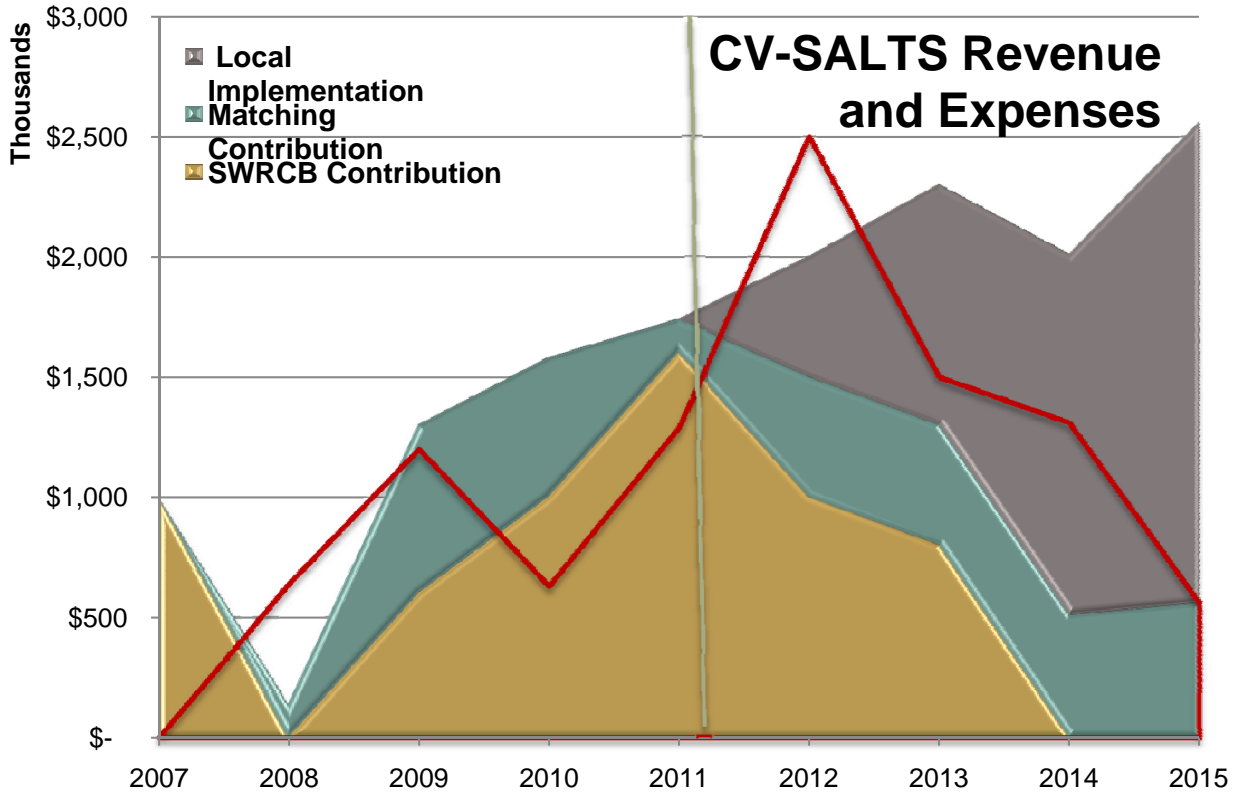
Slide 19

- 💧 Funding program CVSC Members \$625K and \$250+/Yr
- 💧 State Board Funding \$5 M commitment
- 💧 Other state and federal funding for projects
- 💧 Local and Regional Implementation



Contributions and Expenditures

Slide 20



Expenses

Slide 21

- 💧 Expenses for CV-SALTS Efforts
- 💧 Initial Studies by Waterboards \$1 M
- 💧 Administrative Costs \$200K per year CVSC
- 💧 Salts and Nitrates Source Pilot Study \$450K
- 💧 Beneficial Use & Objectives Study Phase 1 \$50K
- 💧 In Kind and Partner Projects more than \$ 500K
- 💧 Participant expenses 1883 hours for meetings only approximately \$150,640



Central Valley Salinity Coalition

Slide 22

- ◆ Broad 22 member Non-Profit Coalition
Central Valley Water users - Contributed \$ 650K
 - Water and wastewater
 - Agricultural producers and processors
 - Industry
 - Others
- ◆ Developing and funding studies, planning and implementation efforts as match to other funding sources



Future Funding for Implementation

Slide 23

- ◆ Significant funding will be required
- ◆ Funding Approach
 - Local/Regional
 - State
 - Federal
- ◆ Authorization and Appropriations requests
- ◆ Focus on results rather than the planning



Vision of the Future

Slide 24

- 💧 Stakeholder's work
- 💧 Describes of the Future of the Central Valley
- 💧 Three Alternative future Views
- 💧 Results of the Program of Implementation

